



# QS Pro Stair Railing System Pre-Planning Guide



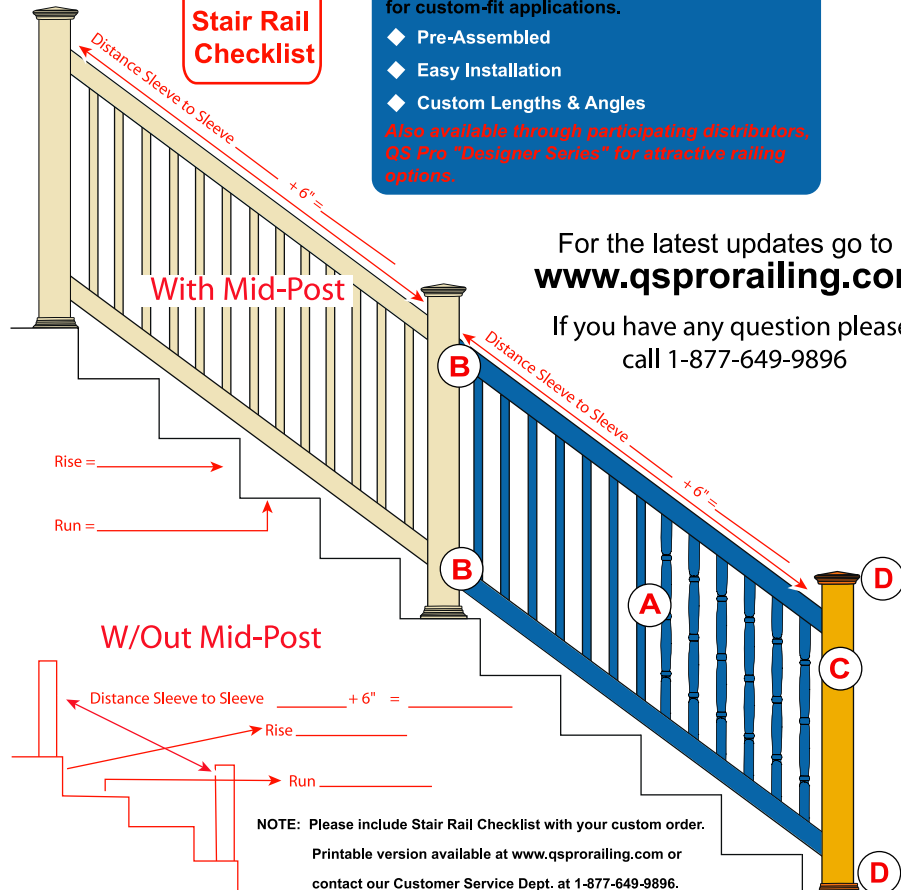
Note: Prior to starting, check local building codes for requirements in your area.

## Tools Required:

Safety Glasses  
Drill/Screwdriver  
Drill bit-1/8"  
#2 Square head bit  
Saw  
Tape Measure  
Angle Finder (optional)  
PL Premium Construction Adhesive



## Custom Stair Rail Checklist



**A**

- ◆ Conveniently Boxed and Ready to Ship
- ◆ Easy Field Assembly and Installation
- ◆ Handrail Styles: Standard & T-Rail
- ◆ Spindle Styles: Square & Turned
- ◆ Colors: White, Almond, & Khaki
- ◆ Stock Height: 36" (42" special order only)
- ◆ Stock Lengths: 8'
- ◆ Routed at a Standard 33° Angle (+/- 1°)
- ◆ 4 Mounting brackets and hardware included with each stair section

If splitting sections ask for the "QS Pro Bracket Packed"™. A kit that includes 4 mounting brackets all necessary hardware.

### The QS Pro "It's Custom. It's Complete." Program.

Ask your distributor if they participate in the QS Pro "It's Custom. It's Complete." Program for custom-fit applications.

- ◆ Pre-Assembled
- ◆ Easy Installation
- ◆ Custom Lengths & Angles

Also available through participating distributors, QS Pro "Designer Series" for attractive railing options.

100% Zinc Mounting Plates

## QS Pro "Z-afety" Bracket System™

The QS Pro "Z-afety" Bracket System™ is a unique set of railing brackets designed to provide the end user with an aesthetically pleasing appearance while providing a secure attachment between railing and post. In addition, the contractor enjoys the ease of installation and the peace of mind knowing the railing system they installed is safe and secure.

QS Pro "Z-afety" Brackets™ are considered to be one of the strongest brackets available in the industry. One thing is certain, the codes for PVC railing are becoming stricter by the day. Railing systems need to be safe. The QS Pro "Z-afety" Bracket System™ provides you with the security of knowing your railing is attached with a metal-to-metal connection. The metal insert inside of the railing is attached with stainless steel screws to the zinc mounting plate. Don't reduce the integrity of your vinyl railing system by depending on the performance of a PVC bracket.

**NOTE: Pinning of the bracket plate sides to the railing is mandatory for a secure installation.**

Stainless Steel Screw Provided

Life-Safety

**C**

Our post sleeves install over a standard 4 x 4 treated wood post.

- ◆ Stock Dimensions: 4" x 4"
- ◆ Stock Length: 4', 8' & 10'
- ◆ Colors: White, Almond, & Khaki

Trim post sleeves no shorter than 40" for a 36" high rail or 46" for a 42" high rail. Use a 48" post for the end of stair run.

Our post sleeves also install over the QS Pro UltiMount.

- ◆ Available for wood or concrete surfaces
- ◆ Galvanized finish for corrosive environments
- ◆ Do not use if deck is over 30" above ground
- ◆ UltiMounts must be installed to the manufacturers specifications

Another option for "disguising" wood posts is our Standard Post Wrap.

1. Attach flat material with PL Premium Construction Adhesive.
2. Snap over flat material or glue in place.



Sizes:  
4" x 4" x 8'  
4" x 4" x 10'  
4" x 6" x 8'  
4" x 6" x 10'  
6" x 6" x 8'  
6" x 6" x 10'

**B**

S2

2" x 3 1/2" Stair Bracket  
For installations using a 2" x 3 1/2" rail on either the top and/or bottom of the railing section. This bracket is for stair applications only. One stair bracket is used for both up and down applications. These brackets are designed to accommodate any stair angle between 32 and 34 degrees. Steeper angles can be reached with a modification to the PVC trim cover.

T2

T-Rail Stair Bracket  
For installations using "T-Rail" on the top railing only of a stair section. The cover for the bottom bracket is slightly larger than the top bracket and is easy to distinguish. These brackets are designed to accommodate any stair angle between 32 and 34 degrees. Steeper angles could be attained with a slight field modification to the PVC trim cover.

S4

45 Degree Adaptor (self-centering)  
Provides a flat mounting surface for the "Z-afety" bracket when an installation requires a 45 degree angle. There are 2 raised circles in the middle of the adaptor that automatically center the bracket plate and hold the plate to the adaptor for ease of installation. The adaptor is directional, look for the "up" designation in the center of the bracket.

S5

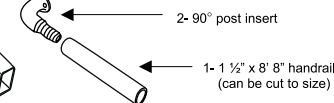
22.5 Degree Adaptor (self-centering)  
Provides a flat mounting surface for the "Z-afety" bracket when an installation requires a 22.5 degree angle. There are 2 small raised pegs in the middle of the adaptor that automatically center the bracket plate and hold the plate to the adaptor for ease of installation. The adaptor is reversible and does not have a designated up or down.

C1

8" Column Adaptor (self-centering)  
Provides a flat mounting surface for the "Z-afety" bracket when a column is the point of railing attachment. Works with either round or fluted 8" diameter columns. There are 2 raised circles in the middle of the adaptor that automatically center the bracket plate. The adaptor is directional, look for the "up" designation in the center of the bracket.

## 8' Secondary Handrail Kit

### Kit Includes:



Designed to satisfy secondary handrail requirements.

- ◆ Easy to assemble
- ◆ 100% PVC
- ◆ Exceeds ADA Code Requirements.
- ◆ Visit our website for other handrail options.

**D**


Complete your QS Vinyl Railing with our decorative post caps and base.



4" x 4" QS Pro Cap



4" x 4" Pyramid Cap



Solar  
Low Voltage  
(available as a kit only)

4" x 4" Accent Light Caps



4" x 4" QS Pro Base